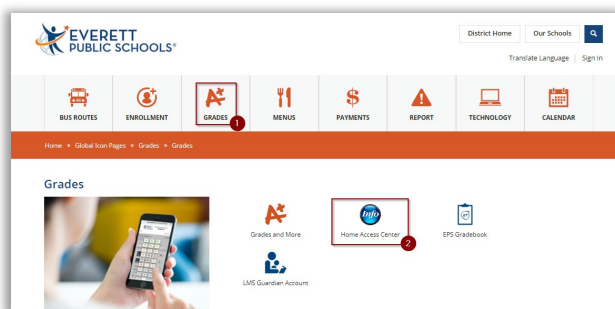


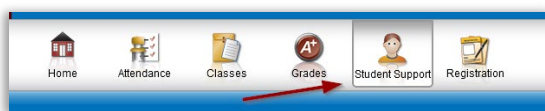
Viewing Behavior Incidents in Home Access Center (HAC)

Parents can log into Home Access Center (HAC) and view all the behavior incidents that have been recorded for their student while enrolled in Everett Public Schools.

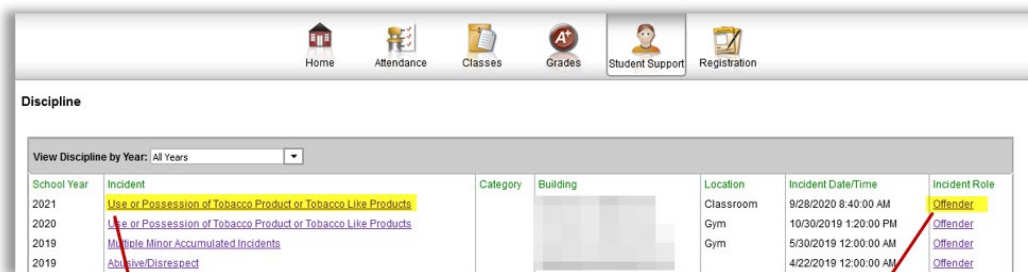
To sign into HAC, go to Everett Public Schools' website: www.everettsd.org and click on the **A+ Grades** tab, then [Home Access Center](#) and log in using your parent username and password.



Once signed into [HAC](#), navigate to the Student Support tab.



Click the discipline incident to view the basic incident details. In the Incident Role column, it will list the student's role in the behavior incident (Offender, Victim or Witness). Click the role to view additional details and actions taken for the specific behavior incident.



School Year	Incident	Category	Building	Location	Incident Date/Time	Incident Role
2021	Use or Possession of Tobacco Product or Tobacco Like Products			Classroom	9/28/2020 8:40:00 AM	Offender
2020	Use or Possession of Tobacco Product or Tobacco Like Products			Gym	10/30/2019 1:20:00 PM	Offender
2019	Multiple Minor Accumulated Incidents			Gym	5/30/2019 12:00:00 AM	Offender
2019	Abusive/Disrespect				4/22/2019 12:00:00 AM	Offender

